

Connecticut Youth Service Bureaus

*Impact on Referral or
Diversion of Children and
Youth from the Justice System*

A Report to the Connecticut
General Assembly



Submitted by:
Commissioner of Education
March 2010

Youth Service Bureaus' Impact on Referral or Diversion of Children and Youth from the Justice System

Connecticut State Department of Education

Youth Service Bureaus

I. INTRODUCTION

In 1978, Section 10-19m of the Connecticut General Statutes established Youth Service Bureaus (YSBs). A YSB is defined as an agency operated directly by one or more municipalities, or a private agency designated to act as an agent of one or more municipalities, for the purpose of evaluation, planning, coordination and implementation of services, including prevention and intervention programs for delinquent, pre-delinquent, pregnant, young parents and troubled youth (Appendix A). The statute further states that YSBs shall be the coordinating unit of community-based services to provide a comprehensive delivery of prevention and intervention, treatment and follow-up services.

YSBs have a broader scope of services than most other youth-serving agencies. In addition to providing direct services like other agencies, YSBs are responsible for assessing the needs of youth, identifying gaps in services and coordinating services for youth to fill gaps and avoid duplication of services. Many YSBs also play a special role in working with the juvenile justice system to meet the needs of children and youth found to be delinquent by providing and/or making referrals to mental health services.

YSBs range in size and scope, from the smallest, which has just a single part-time employee in a municipal office, to the largest, which is a private, nonprofit agency that provides a wide range of services to 10 municipalities. In a few communities, volunteers provide YSB administrative functions, thereby permitting the total YSB budget to be used for direct services. Often, YSBs in larger cities are primarily administrative units that coordinate the many public and private providers in the community that offer a wide array of youth services. These units work with the various providers to develop additional resources thereby assuring that the needs of youth are being met.

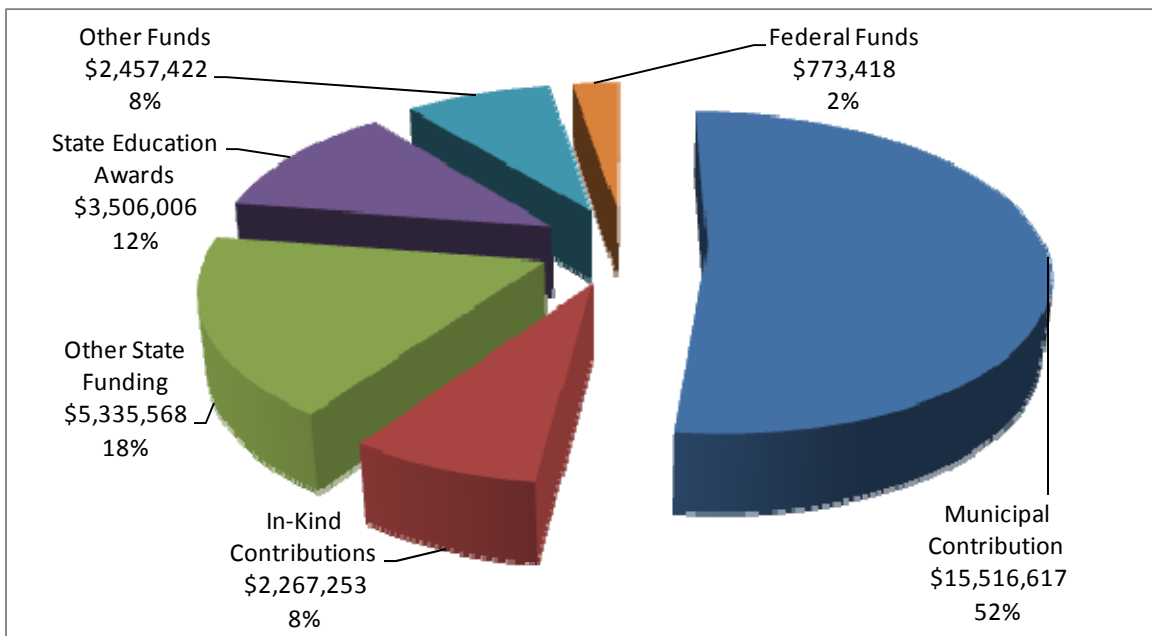
Section 10-19m (c) of the Connecticut General Statutes requires the Commissioner of Education to submit an annual report of YSB activities to the General Assembly regarding the referral or diversion of children from the juvenile justice system. This report, for the period 2008-09, provides a summary of information collected and required from the 99 YSBs that participated in the state-funded grant program managed by the Connecticut State Department of Education (CSDE). The report includes information about the various income sources used by YSBs and the number of children and youth referred to YSBs and who have been diverted from the juvenile justice system. This report also includes information related to positive youth development and mental health services. Positive youth development services are often part of the diversion services. Additionally, in many communities mental health services are either an adjunct to diversion services or are part of a comprehensive approach to diversion and other juvenile justice services. Information is also provided about participants' gender, age, ethnicity, types of services received and referral sources.

II. FUNDING AND COST SAVINGS

In 2008-09, the total state education appropriation for YSBs was \$3,564,898. The appropriation includes a base grant of \$2,885,706 and an enhancement grant of \$620,300. The Connecticut General Statutes, Section 10-19m permits 2 percent (\$58,892) of the base grant to be set aside for CSDE administrative expenses. The minimum amount awarded to each YSB was \$14,000. YSBs that received a grant in excess of \$15,000 in 2007-08 were eligible for a proportionate share of the remaining appropriation. In addition, through a special funding appropriation of \$620,300, each YSB received an enhancement to their base state grant. The enhancements ranged from \$3,300 to \$10,000. Each town matched the state grant; no less than 50 percent of the match was from town-appropriated funds which included municipal and in-kind contributions. The remaining amount was matched with other funds or in-kind services. There were 103 YSBs eligible to apply for grants in the 2008-09 fiscal year, of which 99 applied for and received grants. Four eligible YSBs (Lebanon, North Branford, Monroe and Thomaston) did not submit applications.

The state-funded YSBs reported a combined revenue of \$29,856,284, which include municipal and in-kind contributions and a variety of other funds leveraged beyond the basic state grant. Figure 1 shows the total amount of income by funding source for the 99 YSBs. It also provides the distribution of YSB funding by income source. Nearly 60 percent of the dollars that support YSBs were contributed by the local municipalities; this includes direct (52 percent) and in-kind (8 percent) support. The state education portion of YSB funding was 12 percent, which was used mostly for administration. When the state education award was combined with other reported state funding sources, nearly \$5 million additional dollars, state support increased to 30 percent of the YSBs' total revenue. Detailed information on the funding sources for each YSB is presented in Appendix B.

Figure 1
Youth Service Bureau Income 2008-09



III. REFERRALS

YSBs receive referrals from community, regional and state service providers, parents/guardians and the youth themselves, as outlined in Table I. The issues presented to YSBs are complex and often require a network of services. YSBs annually track referral information that is then used to assist in developing programs and activities.

Table I shows the YSB reported breakdown of the referral sources for children and youth in 2008-09. Referral source information was provided for 31,241 individuals. School districts are the largest source of referral to YSBs, representing 35 percent (10,846) of all referral sources. Schools use YSBs as a nexus for a range of situations in which support services may assist the student with behavioral needs, social emotional development and to prevent the need for referral to the criminal justice system by way of a Families with Service Needs (FWSN) petition. In the period between January 2009 and August 2009, YSBs received 1,208 referrals due to school truancy issues. Parent/guardian referrals (25 percent) and self-referrals (approximately 19 percent) were the other major sources of referrals, totaling nearly 14,000, suggesting that YSBs have a strong community presence recognized by both parents and students.

Table I

Referral Source	Number of Referrals
Family With Service Needs (FWSN)	9
Superior Court for Juvenile Matters	377
Juvenile Review Board	705
Department of Children and Families	779
Police Department	1,183
School District due to Truancy Issues	1,208
Social Service Agencies	1,243
Other	2,137
Self	6,032
Parent/Guardian	7,930
School District	9,638
TOTAL	31,241

The referrals from the Juvenile Review Boards (JRBs) require a special comment. Many YSBs run the JRB in their communities and in that role ensure that youth are referred to necessary services, whether those services are provided by the YSB or some other agency.

There has been heightened statewide interest in reporting YSB work with children or youth of families with service needs (FWSN) or who are exhibiting behaviors that may result in such a referral. Section 46b-120(7) of the 2010 Supplement to the Connecticut General Statute identifies the behaviors that may result in a family being identified as a FWSN which include a child or youth who may be: a run away, truant, defiant of school rules, beyond the control of the parent/guardian, engaged in indecent or immoral conduct and engaged in certain sexual activities. During the period between January 2009 through August 2009, YSBs received nine FWSN referrals from the Connecticut Superior Court for Juvenile Matters. YSBs have

collaborative relationships with the Superior Court for Juvenile Matters through its Probation Supervisors to provide support, remediation and diversion activities for youth. Separate from FWSN referrals, court probation officers refer youth to YSBs for support services. During the period from July 2008 until August 2009, the YSBs reported 377 referrals from the Superior Court for Juvenile Matters.

IV. WHO GETS SERVICES

YSBs provide services to troubled youth to divert them from the juvenile justice system including mental health services to youth and their families and offering a variety of other opportunities to help youth function more effectively in their schools and communities.

In 2008-09, the 99 CSDE-funded YSBs provided services in 132 Connecticut communities and they reported having referred or diverted 36,218 children and youth from the juvenile justice system. Although there are significant variations between YSBs, the total number of females who received services was 18,426, which was nearly equal to the total of 17,792 males.

Figures 2 and 3 show the age and race/ethnicity of children and youth who receive services from a YSB. Seventy percent of the children and youth, 25,423, were younger than age 16 and 8,784 were reported between the ages of 16 and 18. Age was not reported for 2,011 individuals.

Figure 2
Age of Youth Served by Youth Service Bureaus

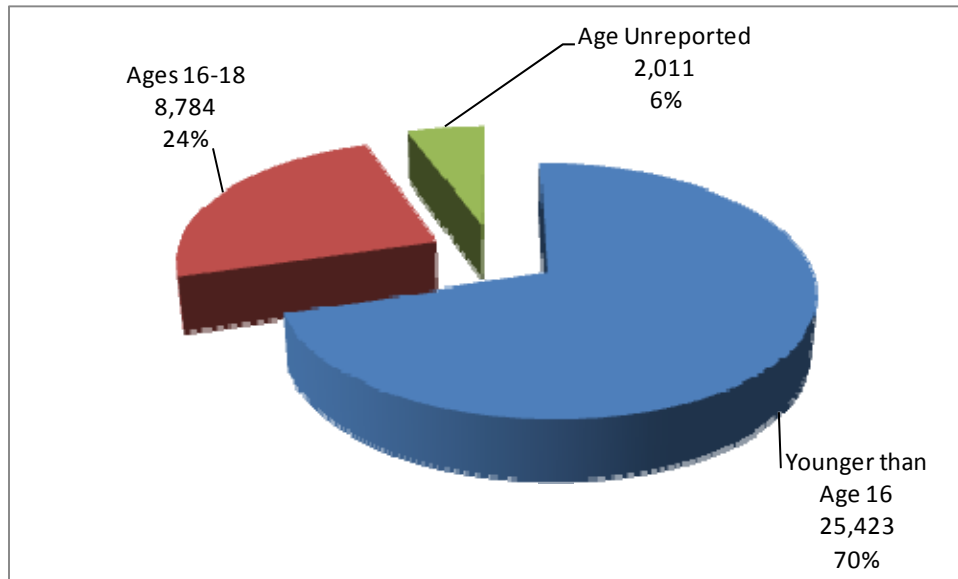
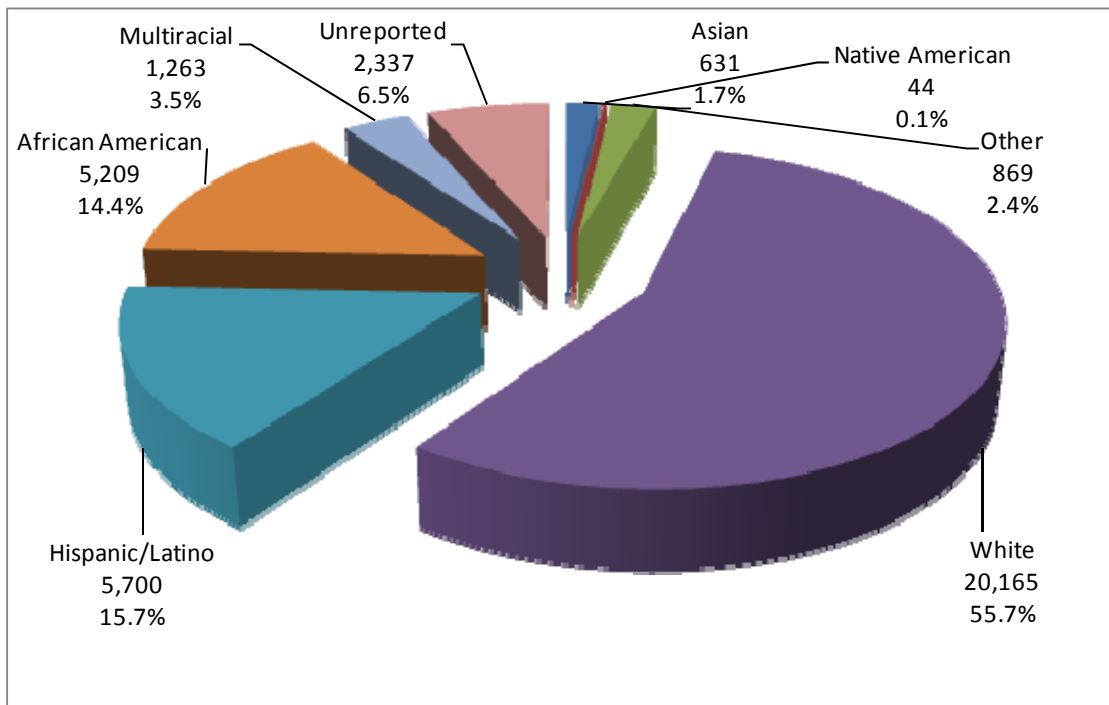


Figure 3 illustrates the breakdown of race/ethnicity of children and youth referred or diverted. Out of a total of 36,218 reported, 55.7 percent of the children and youth were white; 15.7 percent were Hispanic/Latino and 14.4 percent were African-American.

Figure 3
Race/Ethnicity of Referred or Diverted Children and Youth



V. SERVICES PROVIDED

Each YSB provides a range of services, either directly, contractually or by referral to other agencies. The most frequently reported services are:

- after-school programming
- case management
- community outreach
- crisis intervention
- employment training
- family therapy
- group therapy
- individual counseling
- positive youth development
- juvenile review boards

YSBs provide mental health services to thousands of youth and families. When a YSB does not provide direct services, it will make a referral to other community organizations. Direct services may include individual counseling, group therapy and family therapy. The YSBs also provide case management for many youth who receive mental health services in other agencies. Table II shows the type of direct services:

- 4,770 children and youth in individual counseling;
- 3,831 in family therapy; and
- 1,758 in crisis intervention.

In 2008-09, the YSBs reported that they provided 4,342 individuals with case management services. Many youth who received mental health services are referred from the school system to the YSB. Some self-referrals also occurred.

YSBs plan, fund and deliver programs designed to promote positive youth development. Some of these programs are for youth who have been involved in the juvenile justice system or have been diverted from the justice system and placed in one of these programs as part of a plan of service to help at-risk youth get back on track. Positive youth development programs are directed toward leadership development and include self-esteem activities, mentoring, alcohol/pregnancy prevention, community service, volunteerism, leadership development, peer-to-peer programming and child welfare. In 2008-09, YSBs provided positive youth development activities attended by 25,010 youth.

The provision of after-school programming also offers many opportunities for extended learning. These educational programs include college preparatory courses, technical school opportunities, English as a Second Language (ESL), creative writing, computers, health and nutrition, driver's education, teen parent education, and teen pregnancy prevention.

Table II presents the types of services provided to children, youth and their families over the past five years. The table illustrates that YSBs’ most prevalent direct services are positive youth development, after- school programs and individual counseling.

Table II
Services Provided to Diverted Children, Youth and their Families
2004-2009

Services Provided	Children, Youth and Families Served 2004-05	Children, Youth and Families Served 2005-06	Children, Youth and Families Served 2006-07	Children, Youth and Families Served 2007-08	Children, Youth and Families Served 2008-09
After-School Programs	5,610	8,028	9,152	10,761	15,263
Case Management	4,103	4,461	4,996	4,138	4,342
Community Outreach	24,531*	82,798*	94,390*	181,788*	181,911*
Crisis Intervention	1,926	1,822	1,968	1,785	1,758
Employment/Training	1,288	2,012	2,172	2,672	2,475
Family Therapy	3,126	4,042	4,527	3,921	3,831
Group Therapy	563	2,045	2,208	1,785	2,126
Individual Counseling	6,323	4,619	5,173	5,179	4,770
Positive Youth Development	15,952	15,867	18,088	20,696	25,010

*Total participants in attendance duplicated

The types of services provided to children, youth and their families are consistent with the CSDE’s initiatives to promote extended learning opportunities for students. These opportunities provide support and activities that help children and youth to further develop social and emotional skills and abilities. **Table III** presents the number of children and youth who were served in these YSB programs. Some children and youth participate in both the educational and positive youth development programs.

Table III

Area	Number Served
Educational Programs – (After-School Programs, Employment/Training and Extended Learning)	17,748
Positive Youth Development Programs	25,010
Total	42,758

VI. PROMISING PRACTICES

YSBs provide a wide range of services to address identified needs within the communities they serve. These services are targeted to support the healthy social and emotional development of children, youth and families. (See Appendix C for a listing of YSBs by region).

The following examples showcase the unique and highly creative ways that YSB programs work to engage children, youth and families in program activities that improve family bonding, develop social skills and promote connections to the community. These examples are presented by region.

Eastern Region Youth Service Bureaus

In the Eastern Region, YSBs continue to collaborate with the police, parks and recreation, libraries, school systems, faith-based organizations, social service organizations, businesses, nonprofit organizations, housing authorities, court systems, fire departments, emergency medical services, hospitals, other state agencies and other municipal departments in their respective communities. Programs are offered in the areas of positive youth development, youth leadership, teen pregnancy prevention and after-school activities.

The South Windsor Youth and Family Services organized the Rising Star Summer Community Service program, which served at-risk middle and high school youth. The program provided extra academic and enrichment support over the summer months. Additionally, participants completed various community service projects, ranging from painting fire hydrants and planting vegetables for Food Share; office work for the South Windsor Chamber of Commerce; and intergenerational activities with senior citizens.

The Ashford YSB provided a “High Ropes” program to eighth graders in efforts to strengthen their life and team-building skills. Another program offered to Grades K-8 called WINGS (Winning Innovations for Nurturing Growth and Self-Esteem), provided opportunities for students to develop skills in communication, problem solving, risk evaluation, trust, decision making and team building.

Fairfield County Youth Service Bureaus

In Stamford, the Mayor’s YSB provided the PASS (Pathways to Academic Success) program, a community-based alternative and diversionary program for at-risk students in the Stamford Public School system. PASS follows the Positive Behavior Support Guidelines including:

- prevention-focused continuum of support;
- proactive instructional approaches to teaching and improving social behaviors;
- conceptually sound and empirically validated practices;
- systems change to support effective practices; and
- data based decision making.

The Norwalk Department of Youth Services played an administrative and coordinating role for services to youth and their families. They also helped local service providers by disseminating state, regional and national information from a variety of advocacy organizations that focus on research and policy affecting children and youth.

Westport Department of Human Services advised the Teen Awareness Group (TAG), a Staples High School club, of potentially compromising situations faced by teens. Subsequently, TAG members developed and promoted prevention strategies through public service announcements and presentations targeting adolescents and parents.

In response to the current economic situation in Fairfield County, the Weston YSB developed and implemented a program to address anxiety and its effect on youth.

The Bridgeport YSB provided a peer-to-peer support group for students who abused alcohol and were in need of reconnecting with their families and communities. The support group also provided opportunities to help these students stay sober. Groups met weekly for about two hours. In the sessions, students created a personal plan to stay safe and sober; reconnect with family and friends; and discuss triggers and how to avoid them. Peer leaders who graduated from the program were trained to make “stay sober” presentations in the middle schools. The peer-to-peer support group was supervised by the middle school guidance and substance abuse counselors.

Middlesex County Youth Service Bureaus

In Middletown, the Middlesex County Regional YSB provided programming to address violence and youth gang prevention and positive youth development. The YSBs worked with local youth and provided leadership training to improve and strengthen the role of youth in their respective communities.

The Violence and Youth Gang Prevention Program (VYGPP) is a comprehensive, year-long, gang prevention/diversion program that was offered to 20 at-risk males and females from Middletown. The program utilized amateur boxing and a 20-week group work curriculum fortified by a behavior modification program that awards pro-social behavior. The group work curriculum also featured “hard hitting” speakers, field trips and rewards.

Participating members received the full benefits of the already existing Champions of Life Boxing program that is a USA Boxing, Inc., certified program implemented at the Lion’s Den in Middletown, in partnership with the Charter Oak Boxing Academy, which utilizes a case work model for all of its boxers.

Tri-Town YSB, Inc., (serving Essex, Deep River and Chester), provided parent education and support programs to young parents in an effort to prevent parent isolation and provide information and awareness on newborn and toddler development. These young parents also received training on basic parental skills and family literacy.

New London Youth Service Bureaus

In New London, the Office of Youth Affairs continued to support the online community calendar called NLCLICKS. NLCLICKS was developed to centralize information regarding the many

opportunities for New London youth. Through the Youth Affairs Web site, viewers were able to click on the community calendar of events listed weekly. This Web site helped families navigate the programs that are organized by dozens of local organizations.

Norwich Youth and Family Services devised and implemented a Hire-A-Teen program to enhance their youth employment and training program. Hire-A-Teen worked with youth, ages 14-17 to connect them with potential employers. This program also provided workshops in job preparedness skills, customer service training, resume writing and interviewing skills.

Stonington Human Services continued to enhance existing relationships within the community to promote positive youth development. The Middle School Drop-In Program at Pawcatuck Middle School partnered with Stonington's Commission on Aging to increase senior citizen participation in planning intergenerational activities. Student participants in the Drop-In Program traveled to local senior housing facilities to participate in various activities.

The Preston YSB contracted with Catholic Charities in Norwich to provide mental health services to youth and their families in Preston.

North Central Youth Service Bureaus

The Granby YSB offered youth development after-school activities for children in Grades 5-12. The activities offered were:

- Youth Action Council – included youth in Grades 9-12 representing the diverse talents, interests and social groups of the youth community. The Youth Action Council worked on common goals, identifying the needs and concerns of Granby teens and increasing public awareness about Granby teens, their needs, interests and concerns;
- Opportunities for seventh- and eighth-grade boys to come together bi-monthly to play games, challenge themselves, talk and have fun without needing to succeed or be ultra-organized; and
- An experiential group for high school girls provided over 50 hours of challenges, social experiences and community service endeavors.

East Hartford YSB provided two programs for children and youth. The programs offered were:

- Junior Adventure Club – The Junior Adventure Club was based on a program model developed by East Hartford Youth Services entitled “Adventures Build Character.” This program focused on social and positive life skills. In addition, Junior Adventure is a “transition tool” used to address the needs and concerns of students leaving fifth grade and going into the sixth grade. Behaviors and skills reinforced included decision making/problem solving, team building, basic “getting along” skills with peers, school, family and community, and trust. This program ran at three elementary schools in East Hartford.

- Choosing Health Alternative to Reduce Truancy (CHART) – This program focused on helping parents of elementary, middle, high school and magnet schools in East Hartford to reduce school truancy. A presentation was also offered to Parent-Teacher Organizations. The presentation focused on the issue of truancy:
 - The effects of not being in school for youth, families and the community;
 - The local law and policies regarding attendance; and
 - What can parents do to reduce truancy?

The Bristol YSB provided programming to children and youth in the areas of recreation and youth enrichment. Their Youth and Police Enrichment Program (YPEP) Climbing Team kicked off its annual program in October 2009.

The Climbing Team recruits young people who reside in high crime areas, whose families have had adversarial encounters with police, and youth who also may have the desire to learn adventure skills and experience diversity. The program began with a two-day workshop involving up to 20 youth, ages 12-17 years, three police officers and two youth service staff. The workshop encompassed adventure-based activities, relationship and trust building initiatives, and diversity dialogues. The Climbing Team met 18-20 times to work on developing specific skills taught by professional experiential educators, youth services staff and police patrol officers who also served as mentors, tutors and advocates. The technical or “hard” skills mastered by the participants included navigation using natural indicators, compass and Global Positioning System (GPS) readings, 10 Essential Skills of Wilderness Survival, tying knots, belaying, repelling and first aid. The team created a social contract to improve their “soft” skills, i.e., teamwork, effective communication, decision making and conflict resolution. YPEP participants enhanced their experience by staging a full scale search and rescue drill. This drill allowed each enrichment team to use the skills learned and work collaboratively to set up a command post, dispatch calls, track cell phone signal coordinates using a GPS, set up gear and medically stabilize and move a victim. The team ultimately selected and implemented one community service project that was completed by June 2009. Meetings and activities were held after school, on weekends and during school vacations.

Northwestern Youth Service Bureaus

The Cheshire Youth and Social Services offered a program called Youth Challenge, which was a collaborative effort between the Youth and Family Counseling and Youth Activities Divisions. Working with the guidance counselors at Dodd Middle School, students who were struggling significantly in the area of social skills and students who had virtually no friends and limited social outlets were identified to participate in the program. These students participated in the Adventure Extreme Therapy Experience, which included high and low ropes courses and team-building activities, allowing them to gain self-esteem and learn to give and receive support. Following the Extreme Therapy Experience, these students were offered a structured social activity every other week throughout the school year facilitated by trained YSB staff. These activities were designed to enhance participants’ social, physical and emotional development. During these activities, students were provided feedback and guidance regarding their social interactions essentially improving their social skills and leading to lasting friendships.

The Youth and Family Counseling Program of the Danbury Youth Services offered short- and long-term counseling for youth (children under 21) and their families in the Greater Danbury Area. These services were performed by licensed counselors on an out-patient basis. Program staff offered 24-hour crisis intervention, extensive assessment services, substance abuse counseling, parenting skills assistance, anger management classes and community referrals. In addition, the Youth and Family Counseling program utilized evidence-based practices appropriate for clients' issues, such as cognitive therapy.

Waterbury Youth Service System offered the National Youth Project Using Mini Bikes (NYPUM). This program combined the incentive of riding mini bikes and the love of the outdoors. Participants learned how to ride as part of a group. NYPUM's curriculum for teaching riding followed the guidelines of the Motorcycle Safety Foundation (MSF). It also provided opportunities for participants and their instructors to develop a mentoring relationship.

NYPUM has proven to be highly effective at helping at-risk youth and children that have had significant challenges with their behavior or academic performance. In recent years, NYPUM has demonstrated that its services are also valuable as a prevention program to motivate all youth to make positive choices. This versatility allowed NYPUM to adapt to the needs of every youth participant and family.

A key component to NYPUM's success is its capability to hold each youth accountable for their decisions. In NYPUM, youth earned riding time by achieving specific goals in their individual success plan. Plans were developed cooperatively by youth participants, their teachers, parents or guardians and their NYPUM instructors. Success plans targeted each participant's unique challenges by creating opportunities for success.

In addition to the fun and excitement of a new experience, the young participants realized the commonality of their issues, which lessened a sense of isolation and offered additional hope. As a result, youth often gain a new understanding and appreciation for others, in addition to memories of an experience that will last forever.

South Central Youth Service Bureaus

The North Haven YSB sponsored the 22nd annual Project Graduation, an all night alcohol and drug-free celebration for the graduating class of North Haven High School. Provided with food, entertainment and rides, the students had exclusive use of the Quassy Amusement Park from 8:00 p.m. until 2:00 a.m. the night of commencement. The project was a partnership with the North Haven Parent Teacher Student Association (PTSA) and the entire community, with the goal that students remained safe on the night of their commencement.

In the spirit of positive youth development, the Youth Service Administrator and the Assistant Director of Recreation formed a partnership to plan a "Teen Night" held at the Recreation Center. Young teens helped to plan, promote and execute the monthly events.

The East Haven YSB offered a multiple session middle school leadership training program. The program featured skill and competency building in the areas of communication, problem solving critical thinking, group dynamics, teamwork and self-awareness.

The East Haven YSB also collaborated with DC Moore School and its Family Resource Center in an educational program designed to partner sixth-grade students and preschool students. The focus was nature and it involved the East Haven Garden Club using the nearby Greenway Trail.

The West Haven Youth and Family Services, in collaboration with the Local System of Care's Parent Support Group, ran a large-scale outreach effort, offering families with special needs children a 12-month program of various recreational and social skills activities. The West Haven school system assisted by disseminating information from the Special Education Department and individual schools principals. Citywide registrations were held where families could select activities that were appropriate for their children. The activities were held after school or on weekends (one activity each month). A survey of parents with special needs children was conducted to determine how best to help siblings of special needs children. As a result targeted activities were offered to the siblings.

VII. STRENGTHENING THE YSB SYSTEM

The CSDE instituted a Results Based Accountability (RBA) framework throughout the agency to monitor various programs. The framework has a set of common questions: How much are we doing? How well are we doing it? Is anyone better off? This report, *Youth Service Bureaus' Impact on Referral or Diversion of Children and Youth from the Justice System*, provides information about the first two questions.

To determine "is anyone better off?" YSBs will begin to collect the following in a pilot project:

- percentage of youth advancing to the next grade;
- percentage of youth attending school more than 90 percent of the time; and
- percentage of youth satisfied with the service delivery of the program.

Youth are better off if they advance to the next grade level, have good school attendance and report satisfaction with the services from the program. These measures are currently being aligned with the newly implemented database which will help ensure efficient and accurate data collection. These measures have also been incorporated into a revised reporting format, which will also be reviewed in the coming year.

VIII. CONCLUSION

The State Board of Education (SBE) and the YSBs are committed to ensuring that our communities provide opportunities for Connecticut's children and youth, so that they may participate in programs and activities that contribute to their growth and development. The YSBs have served young people in many different ways. Over 30,000 children and youth were referred to YSBs or diverted from the juvenile justice system in 2008-09. YSBs are also concerned with ensuring that youth and their families are provided with the mental health services needed to give them the optimal chance for good health and success in school and life. Over 16,000 have been referred by YSBs to mental health services or provided with those services directly by the local YSB. In addition, YSBs provide a variety of positive youth development programs after the school day that contribute to keeping young people in school and giving them the opportunity to

be successful in school and in life. YSBs continue to play a role in coordinating current services provided by others in the community and planning for future needs.

YSBs are an essential component to accomplishing the priorities outlined in the SBE's Five-Year Comprehensive Plan by ensuring that children, youth and their families have opportunities to realize and fulfill their potential for academic success and personal well-being. YSBs offer a continuum of services that include after-school, positive youth development activities, counseling and mental health, recreation, career development and connections to the community, that keep children and youth in school and out of the juvenile justice system. YSBs are a trusted partner and share the responsibility of providing a quality, equitable education for children and youth.

APPENDICES

APPENDIX A

Connecticut General Statutes Section 10-19m to 10-19p

Sec. 10-19m. (Formerly Sec. 17a-39). Youth service bureaus. Annual report. Regulations.

(a) For the purposes of this section, “youth” shall mean a person from birth to eighteen years of age. Any one or more municipalities or any one or more private youth serving organizations, designated to act as agents of one or more municipalities, may establish a multipurpose youth service bureau for the purposes of evaluation, planning, coordination and implementation of services, including prevention and intervention programs for delinquent, predelinquent, pregnant, parenting and troubled youth referred to such bureau by schools, police, juvenile courts, adult courts, local youth-serving agencies, parents and self-referrals. A youth service bureau shall be the coordinating unit of community-based services to provide comprehensive delivery of prevention, intervention, treatment and follow-up services.

(b) A youth service bureau established pursuant to subsection (a) of this section may provide, but shall not be limited to, the delivery of the following services: (1) individual and group counseling; (2) parent training and family therapy; (3) work placement and employment counseling; (4) alternative and special educational opportunities; (5) recreational and youth enrichment programs; (6) outreach programs to insure participation and planning by the entire community for the development of regional and community-based youth services; (7) preventive programs, including youth pregnancy, youth suicide, violence, alcohol and drug prevention; and (8) programs that develop positive youth involvement. Such services shall be designed to meet the needs of youth by the diversion of troubled youth from the justice system as well as by the provision of opportunities for all youth to function as responsible members of their communities.

*(c) The Commissioner of Education shall adopt regulations, in accordance with the provisions of Chapter 54, establishing minimum standards for such youth service bureaus and the criteria for qualifying for state cost-sharing grants, including, but not limited to, allowable sources of funds covering the local share of the costs of operating such bureaus, acceptable in-kind contributions and application procedures. Said Commissioner shall, on December 1, 1979, and annually thereafter, report to the General Assembly on the referral or diversion of children under the age of sixteen years from the juvenile justice system and on the referral or diversion of children between the ages of sixteen and eighteen years from the court system. Such report shall include, but not be limited to, the number of times any child is so diverted, the number of children diverted, the type of service provided to any such child, by whom such child was diverted, the ages of the children diverted and such other information and statistics as the General Assembly may request from time to time. Any such report shall contain no identifying information about any particular child. Additionally, the Department may waive the requirement of the composition of the Advisory Board when one or more of the agencies mentioned in subsection (b) (1) of this section do not exist.

*Please note that Section 78 of Public Act 07-4 of the June Special Session amended Subsection (c) of this section so that effective January 1, 2010, Subsection (c) will read as follows:

(c) The Commissioner of Education shall adopt regulations, in accordance with the provisions of chapter 54, establishing minimum standards for such youth service bureaus and the criteria for qualifying for state cost-sharing grants, including, but not limited to, allowable sources of funds covering the local share of the costs of operating such bureaus, acceptable in-kind contributions and application procedures. Said commissioner shall, on December 1, 1979, and annually thereafter, report to the General Assembly on the referral or diversion of children under the age of eighteen years from the juvenile justice system and the court system. Such report shall include, but not be limited to, the number of times any child is so diverted, the number of children diverted, the type of service provided to any such child, by whom such child was diverted, the ages of the children diverted and such other information and statistics as the General Assembly may request from time to time. Any such report shall contain no identifying information about any particular child.

Sec. 10-19n. (Formerly Sec. 17a-40). State aid for establishment and expansion of youth service bureaus. To assist municipalities and private youth-serving organizations designated to act as agents for such municipalities in establishing, maintaining or expanding such youth service bureaus, the state, acting through the Commissioner of Education, shall provide cost-sharing grants, subject to the provisions of this section for (1) the cost of an administrative core unit and (2) the cost of the direct services unit provided by such youth service bureau. No state grant shall be made for capital expenditures of such bureaus. All youth service bureaus shall submit a request for a grant, pursuant to this section and sections 10-19m and 10-19o, on or before May fifteenth of the fiscal year prior to the fiscal year for which such grant is requested.

Sec. 10-19o. (Formerly Sec. 17a-40a), as amended by Sec. 35 of Public Act 07-3 of the June Special Session. Youth service bureau grant program. (a) The Commissioner of Education shall establish a program to provide grants to youth service bureaus in accordance with this section. Only youth service bureaus which were eligible to receive grants pursuant to this section for the fiscal year ending June 30, 2007, or which applied for a grant by June 30, 2007, with prior approval of the town's contribution pursuant to subsection (b) of this section, shall be eligible for a grant pursuant to this section for any fiscal year commencing on or after July 1, 2007. Each such youth service bureau shall receive a grant of fourteen thousand dollars. The Department of Education may expend an amount not to exceed two per cent of the amount appropriated for purposes of this section for administrative expenses. If there are any remaining funds, each such youth service bureau that was awarded a grant in excess of fifteen thousand dollars in the fiscal year ending June 30, 1995, shall receive a percentage of such funds. The percentage shall be determined as follows: For each such grant in excess of fifteen thousand dollars, the difference between the amount of the grant awarded to the youth service bureau for the fiscal year ending June 30, 1995, and fifteen thousand dollars shall be divided by the difference between the total amount of the grants awarded to all youth service bureaus that were awarded grants in excess of fifteen thousand dollars for said fiscal year and the product of fifteen thousand dollars and the number of such grants for said fiscal year.

(b) In order for a youth service bureau to receive the full amount of the state grant determined pursuant to subsection (a) of this section, a town shall contribute an amount equal to the amount

of the state grant. A town shall provide not less than fifty per cent of its contribution from funds appropriated by the town for that purpose, and the remaining amount in other funds or in-kind contributions in accordance with regulations adopted by the State Board of Education in accordance with Chapter 54.

(c) Any funds remaining due to a town's failure to match funds as provided in subsection (b) of this section, shall be redistributed in accordance with the provisions of this section. The State Board of Education shall adopt regulations in accordance with the provisions of Chapter 54 to coordinate the youth service bureau program and to administer the grant system established pursuant to this section and sections 10-19m and 10-19n.

Sec. 10-19p. (Formerly Sec. 17a-41). Assistance to youth service bureaus. The Department of Education shall provide grant management services, program monitoring, program evaluation and technical assistance to such state-aided youth service bureaus, and the Commissioner may assign or appoint necessary personnel to perform such duties, subject to the provisions of Chapter 67.

APPENDIX B

2008-2009 Report of Youth Service Bureau Income By Source

Town Name	State Education Award (SPID 17052)	State Education Enhancement Grant (SPID 16201)	Other State Funding	Federal Funds	Municipal Contribution	In-Kind Contribution	Other Funds	Total Income	YSB Grant Share
Ansonia	\$16,438	\$6,250			\$12,954	\$3,484		\$39,126	58%
Ashford	\$14,000	\$3,300	\$1,800		\$16,000		\$7,852	\$42,952	40%
Avon	\$14,000	\$6,250	\$3,105		\$14,000			\$37,355	54%
Berlin	\$14,000	\$6,250			\$77,498			\$97,748	21%
Bloomfield	\$15,972	\$6,250	125,000		\$250,000		\$20,000	\$417,222	5%
Branford	\$39,468	\$6,250	\$69,245		\$515,554		\$10,000	\$640,517	7%
Bridgeport	\$143,354	\$10,000			\$143,378	\$58,422		\$355,154	43%
Bristol	\$49,262	\$7,550	\$137,549		\$344,943		\$187,350	\$726,654	8%
Canaan	\$28,067	\$5,000			\$45,263	\$12,000	\$81,499	\$171,829	19%
Canton	\$14,000	\$5,000			\$7,000	\$7,000		\$33,000	58%
Cheshire	\$17,807	\$6,250	\$46,245		\$326,766			\$397,068	6%
Clinton	\$14,000	\$5,000		\$3,475	\$144,292	\$10,000	\$14,509	\$191,276	10%
Colchester	\$18,744	\$5,000	\$8,105		\$240,604	\$42,000	\$4,795	\$319,248	7%
Coventry	\$14,510	\$5,000	\$2,400		\$29,500		\$6,700	\$58,110	34%
Cromwell	\$14,000	\$5,000			\$95,733			\$114,733	17%
Danbury	\$60,755	\$7,550	\$91,000	\$89,850	\$138,631	\$5,000	\$194,473	\$587,259	12%
Derby	\$14,000	\$5,000			\$14,000	\$5,000	\$1,500	\$39,500	48%
Durham	\$14,000	\$5,000			\$14,400	\$10,000	\$22,400	\$65,800	29%
East Granby	\$14,000	\$3,300	\$7,480		\$17,614	\$3,300		\$45,694	38%
East Haddam	\$14,000	\$5,000	\$2,400		\$127,000		\$21,906	\$170,306	11%
East Hampton	\$16,098	\$5,000			\$45,000	\$5,000		\$71,098	30%
East Hartford	\$46,586	\$7,550	\$19,175	\$7,000	\$379,140	\$40,000	\$6,175	\$505,626	11%
East Haven	\$22,059	\$6,250	\$10,495		\$43,974	\$52,500	\$2,000	\$137,278	21%
East Lyme	\$20,965	\$6,250	\$11,256		\$101,065	\$75,000		\$214,536	13%
Ellington	\$14,000	\$5,000	\$90,000		\$41,470	\$200	\$3,100	\$153,770	12%
Enfield	\$34,344	\$7,550	\$99,221		\$460,116			\$601,231	7%
Essex	\$17,276	\$5,000	\$14,070		\$74,734	\$15,100	\$69,469	\$195,649	11%
Fairfield	\$28,712	\$7,550			\$54,000	\$5,000	\$2,500	\$97,762	37%
Farmington	\$14,000	\$6,250	\$4,500		\$142,200		\$2,000	\$168,950	12%
Glastonbury	\$20,184	\$7,550			\$1,194,001	\$28,075	\$1,500	\$1,251,310	2%
Granby	\$14,000	\$5,000	\$7,400		\$46,295	\$21,905	\$11,000	\$105,600	18%
Griswold	\$14,000	\$5,000	\$12,400		\$30,000	\$10,000	\$1,500	\$72,900	26%
Groton	\$31,413	\$7,550			\$200,000		\$1,500	\$240,463	16%
Guilford	\$25,131	\$6,250	\$3,300		\$453,098	\$25,133		\$512,912	6%
Hamden	\$37,247	\$7,550	\$335,711	\$58,345	\$193,760	\$40,000	\$1,200	\$673,813	7%
Hartford	\$160,548	\$10,000			\$100,000	\$92,303		\$362,851	47%
Hebron	\$37,071	\$6,250	\$123,044		\$339,879		\$16,250	\$522,494	8%

Town Name	State Education Award (SPID 17052)	State Education Enhancement Grant (SPID 16201)	Other State Funding	Federal Funds	Municipal Contribution	In-Kind Contribution	Other Funds	Total Income	YSB Grant Share
Killingworth	\$14,000	\$5,000	\$55,000		\$115,000	\$100,000	\$58,100	\$347,100	5%
Ledyard	\$18,462	\$5,000			\$24,121			\$47,583	49%
Madison	\$28,494	\$6,250	\$21,686	\$10,500	\$461,923	\$100,000	\$17,800	\$646,653	5%
Manchester	\$37,558	\$7,550	\$78,994		\$581,326	\$25,000	\$88,333	\$818,761	6%
Mansfield	\$16,341	\$5,000			\$122,670	\$12,267		\$156,278	14%
Meriden	\$49,553	\$7,550	\$286,000		\$149,264	\$100,000	\$40,000	\$632,367	9%
Middletown	\$31,603	\$7,550			\$207,283	\$1,000	\$19,950	\$267,386	15%
Milford	\$37,299	\$7,550			\$37,299			\$82,148	55%
Montville	\$18,256	\$6,250	\$3,300		\$160,205		\$5,682	\$193,693	13%
Naugatuck	\$26,594	\$7,550	\$4,500		\$199,910		\$2,500	\$241,054	14%
New Britain	\$72,771	\$7,550	\$201,310		\$252,586	\$8,928	\$10,000	\$553,145	15%
New Canaan	\$14,410	\$6,250			\$225,973			\$246,633	8%
New Haven	\$122,841	\$10,000			\$180,003			\$312,844	42%
Newington	\$22,865	\$6,250	\$4,245		\$286,663	\$25,000	\$2,000	\$347,023	8%
New London	\$26,591	\$6,250			\$26,591			\$59,432	55%
New Milford	\$21,497	\$6,250	\$19,000		\$411,593			\$458,340	6%
North Haven	\$17,337	\$6,250			\$72,483			\$96,070	25%
Norwalk	\$65,922	\$7,550	\$92,259	\$75,000	\$265,053	\$61,493		\$567,277	13%
Norwich	\$87,468	\$7,550	\$240,000		\$161,500	\$12,000	\$50,000	\$558,518	17%
Old Lyme	\$20,103	\$5,000			\$20,255			\$45,358	55%
Old Saybrook	\$37,980	\$5,000	\$2,400		\$252,698	\$24,000	\$23,900	\$345,978	12%
Orange	\$18,071	\$5,000			\$79,347			\$102,418	23%
Plainfield	\$49,761	\$7,550			\$49,767			\$107,078	54%
Plainville	\$24,123	\$6,250	\$3,100		\$75,072		\$2,900	\$111,445	27%
Portland	\$14,000	\$5,000			\$142,122			\$161,122	12%
Preston	\$14,000	\$3,300			\$14,000			\$31,300	55%
Prospect	\$14,000	\$5,000			\$8,400	\$5,600		\$33,000	58%
Ridgefield	\$14,000	\$6,250			\$18,500	\$22,000	\$37,000	\$97,750	21%
Rocky Hill	\$16,813	\$6,250	\$3,300		\$123,180	\$16,814		\$166,357	14%
Shelton	\$22,654	\$7,550			\$199,274	\$30,000	\$15,050	\$274,528	11%
Simsbury	\$14,000	\$6,250	\$4,245		\$8,000		\$20,000	\$52,495	39%
Southington	\$26,683	\$7,550			\$245,825	\$15,000	\$1,000	\$296,058	12%
South Windsor	\$22,574	\$6,250	\$24,095		\$237,475		\$2,500	\$292,894	10%
Stafford	\$20,761	\$5,000			\$46,100	\$15,000		\$86,861	30%
Stamford	\$59,930	\$10,000			\$458,318		\$7,130	\$535,378	13%
Stonington	\$19,275	\$6,250	\$13,652		\$99,733	\$70,049	\$6,200	\$215,159	12%
Stratford	\$40,271	\$7,550	\$356,504		\$445,677	\$102,963		\$952,965	5%
Suffield	\$14,000	\$5,000			\$98,314	\$39,000	\$3,105	\$159,419	12%

Town Name	State Education Award (SPID 17052)	State Education Enhancement Grant (SPID 16201)	Other State Funding	Federal Funds	Municipal Contribution	In-Kind Contribution	Other Funds	Total Income	YSB Grant Share
Tolland	\$21,101	\$5,000	\$8,105		\$45,304		\$10,000	\$89,510	29%
Torrington	\$38,594	\$7,550	\$87,128		\$39,533		\$19,941	\$192,746	24%
Trumbull	\$25,416	\$7,550			\$182,927	\$1,050		\$216,943	15%
Vernon	\$23,069	\$6,250			\$208,259	\$7,400	\$12,375	\$257,353	11%
Wallingford	\$28,962	\$7,550	\$5,625		\$325,313		\$162,000	\$529,450	7%
Waterford	\$14,000	\$6,250	\$88,500		\$197,561		\$10,000	\$316,311	6%
Westbrook	\$14,000	\$3,300			\$110,000	\$7,000	\$8,925	\$143,225	12%
West Hartford	\$35,052	\$7,550	\$54,240		\$171,408	\$20,000	\$169,660	\$457,910	9%
West Haven	\$43,134	\$7,550	\$121,600		\$60,000	\$11,000	\$10,000	\$253,284	20%
Weston	\$14,000	\$5,000			\$34,732	\$650		\$54,382	35%
Westport	\$22,204	\$6,250			\$212,398		\$20,500	\$261,352	11%
Wethersfield	\$21,665	\$6,250			\$21,666	\$332,963	\$42,245	\$424,789	7%
Willington	\$14,000	\$3,300	\$7,300		\$28,860	\$33,342	\$15,485	\$102,287	17%
Wilton	\$14,000	\$6,250			\$52,184			\$72,434	28%
Winchester	\$17,328	\$5,000	\$10,085		\$56,400		\$142,917	\$231,730	10%
Windsor	\$20,002	\$6,250	\$4,240		\$70,610		\$27,218	\$128,320	20%
Windsor Locks	\$14,000	\$5,000			\$29,814			\$48,814	39%
Woodbridge	\$14,000	\$5,000			\$39,379	\$6,000		\$64,379	30%
United Way-Greenwich	\$14,000	\$7,550	\$37,675		\$32,000	\$12,500	\$67,921	\$171,646	13%
Waterbury	\$100,855	\$10,000	\$2,066,994	\$529,248	\$89,400	\$402,112		\$3,198,609	3%
Southbury-Middlebury	\$25,870	\$6,250	\$12,585		\$83,923		\$250,293	\$378,921	8%
Norton Heights Depot	\$14,410	\$6,250			\$39,450		\$101,000	\$161,110	13%
Windham Regional Community	\$23,899	\$6,250	\$0	\$0	\$23,899	\$0	\$0	\$54,048	56%
Newtown Youth and Family	\$21,273	\$6,250	\$193,000	\$0	\$324,232	\$80,700	\$282,614	\$908,069	3%
TOTAL	\$2,885,706	\$620,300	\$5,335,568	\$773,418	\$15,516,617	\$2,267,253	\$2,457,422	\$29,856,284	12%

APPENDIX C

Youth Service Bureaus by Region

Eastern Region Youth Service Bureaus

Andover/Hebron/Marlborough Youth Services (serving Andover, Hebron, Marlborough)
Ashford Youth Services Bureau
Coventry Youth Services
East Hartford Youth Services
Ellington Youth Services
Enfield Youth Services
Glastonbury Youth and Family Services
Manchester Youth Services
Mansfield Youth Services
South Windsor Youth & Family Services
Stafford Family Services
Tolland Human Services
United Services (serving Killingly, Putnam, Thompson, Plainfield, Sterling, Pomfret, Woodstock, Canterbury Brooklyn, Eastford)
Vernon Youth Services Bureau
Willington Youth Services
Windham Youth Services

Fairfield County Youth Service Bureaus

Bridgeport Youth Services Bureau
Fairfield Youth Services
Mayor's Youth Service Bureau of Stamford
New Canaan Youth Services
Norwalk Department of Youth Services
Stratford Community Services
The Depot (serving Darien)
The United Way of Greenwich, Inc.
Trumbull Counseling Center
Weston Youth Services
Westport Department of Human Services
Wilton Youth Services

Middlesex County Youth Service Bureaus

Clinton Youth & Family Services
Cromwell Youth Services
Durham/Middlefield Youth Services (serving Durham, Middlefield)
East Haddam Youth Services
East Hampton Youth Services
Middletown Youth Services
Old Saybrook Youth & Family Services
Portland Youth & Family Services
Tri-Town Youth Services, Inc.(serving Essex, Deep River, Chester)
Westbrook Youth & Family Services

Youth & Family Services of Haddam/Killingworth (serving Haddam, Killingworth)

New London Youth Service Bureaus

Colchester Youth Services
East Lyme Youth Services
Griswold Youth Services Bureau
Groton Youth & Family Services
Ledyard Youth Services
Lymes Youth Services (serving Old Lyme, Lyme)
Montville Youth Services
Norwich Youth & Family Services
Office of Youth Affairs (serving New London)
Preston Youth Services
Stonington Youth & Family Services
Waterford Youth Service Bureau

North Central Youth Service Bureaus

Avon Youth Services
Berlin Youth Services
Bloomfield Social & Youth Services
Bristol Youth Services
East Granby Youth Services
Farmington Youth Services
Granby Youth Services
Hartford Youth Services
New Britain Youth & Family Services
Newington Youth Services
Plainville Youth Services
Rocky Hill Youth Services
Simsbury Youth Service Bureau
Southington Youth Services
Suffield Youth Services
The Bridge Family Center (serving West Hartford)
Wethersfield Social & Youth Services Department
Windsor Locks Youth Services
Windsor Youth Service Bureau

Northwestern Youth Service Bureaus

Canaan Youth Services
Canton Youth Services Bureau
Cheshire Youth and Social Services
Danbury Youth Services Housatonic Youth Services (serving Canaan [Falls Village],
Cornwall, Kent, North Canaan, Salisbury, Sharon)
Naugatuck Youth Services
New Milford Youth Agency
Newtown Youth Services
Prospect Youth Service Bureau
Ridgefield Youth Services

Southbury-Middlebury Youth & Family Services (serving Southbury, Middlebury)
Torrington Area Youth Services (serving Torrington, Harwinton, Burlington)
Waterbury Youth Service System
Winchester Youth Service Bureau (serving Barkhamsted, Colebrook, Hartland, New
Hartford, Norfolk, Winchester)

South Central Youth Service Bureaus

Ansonia Youth Service Bureau
Branford Counseling Center
East Haven Youth Services
Guilford Youth & Family Services
Hamden Youth Services
Madison Youth Services
Meriden Youth Services
Milford Youth Services
New Haven Youth Services
North Haven Community Services
Orange Department of Youth Services
Shelton Youth Service Bureau
Wallingford Youth Social Services
West Haven Youth & Family Services
Woodbridge Human Services